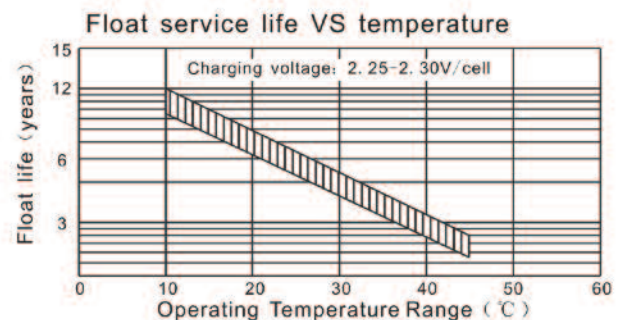
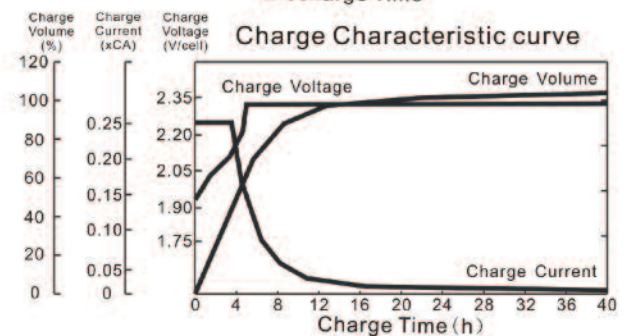
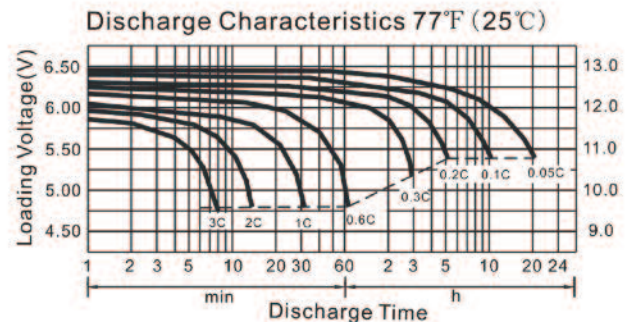


Specifications

Nominal Voltage		12V
Rated Capacity 77°F(25°C) (10HR)		65.0Ah
Dimensions (mm/inch)	Length	355 (13.98)
	Width	167 (6.57)
	Height	179 (7.05)
	Total Height	183 (7.20)
Approx. Weight (kg/lbs)		20.6 (45.41)
Terminal		T5/T12

Characteristic

Capacity 77°F(25°C)	20HR (3.445A)	68.9Ah
	10HR (6.500A)	65.0Ah
	5HR (11.05A)	55.3Ah
	1HR (35.75A)	35.8Ah
	15 min rate (113.8A)	28.4Ah
Internal Resistance	Full Charged Battery 77°F(25°C)	Approx. 6mΩ
Temperature dependence of capacity (10HR)	104°F(40°C)	102%
	77°F(25°C)	100%
	32°F(0°C)	85%
	5°F(-15°C)	65%
Self-Discharge 68°F(20°C) (Capacity after)	3 months	90%
	6 months	80%
	12 months	60%
Max. Discharge Current, 77°F(25°C)		520A(5s)
Floating design life, 77°F(25°C)		10 years
Constant Voltage Charge, 77°F(25°C)	Cycle	14.4~14.7V(-24mV/°C) max. current: 16.25 A
	Float	13.6~13.8V(-18mV/°C)



Constant Current Discharge Characteristics (A), 77°F(25°C)

F.V/TIME	5min	10min	15min	30min	60min	2H	3H	5H	8H	10H	20H
1.60V/cell	221.0	143.0	113.8	65.0	37.7	23.42	17.26	11.67	7.80	6.78	3.54
1.70V/cell	210.0	135.9	108.6	62.1	36.4	22.52	16.87	11.45	7.72	6.71	3.51
1.75V/cell	200.2	127.4	106.7	60.8	35.8	22.10	16.54	11.25	7.56	6.60	3.48
1.80V/cell	187.9	117.7	104.8	59.7	35.2	21.72	16.25	11.05	7.48	6.50	3.45

Constant Wattage Discharge Characteristics (Watt), 77°F(25°C)

F.V/TIME	5min	10min	15min	30min	60min	2H	3H	5H	8H	10H	20H
1.60V/cell	392.3	259.8	208.5	119.7	69.8	43.72	32.51	22.17	14.95	13.22	6.92
1.70V/cell	376.2	249.1	200.9	115.5	67.9	42.42	32.05	21.95	14.93	13.20	6.91
1.75V/cell	362.1	235.7	199.1	114.1	67.3	41.99	31.69	21.74	14.76	13.08	6.90
1.80V/cell	342.8	219.6	197.3	112.9	66.8	41.63	31.41	21.55	14.70	13.00	6.89